



CE

Model Number

PMI40-F90-U-V15

Features

- Analog output 0 ... 10 V
- Measuring range 0 ... 40 mm

Technical data

General specifications

Switching element function	Analog voltage output
Object distance	0.5 ... 3 mm , recommended: 2 mm
Measurement range	0 ... 40 mm

Nominal ratings

Operating voltage U_B	18 ... 30 V DC
Reverse polarity protection	reverse polarity protected
Linearity error	± 0.4 mm
Repeat accuracy	± 0.1 mm
Resolution	33 μ m
Temperature drift	± 0.5 mm
No-load supply current I_0	≤ 60 mA
Operating voltage indicator	LED green

Functional safety related parameters

MTTF _d	202 a
Mission Time (T_M)	20 a
Diagnostic Coverage (DC)	0 %

Analog output

Output type	voltage output 0 ... 10 V
Load resistor	voltage output: $\geq 1000 \Omega$

Ambient conditions

Ambient temperature	-25 ... 70 °C (-13 ... 158 °F)
---------------------	--------------------------------

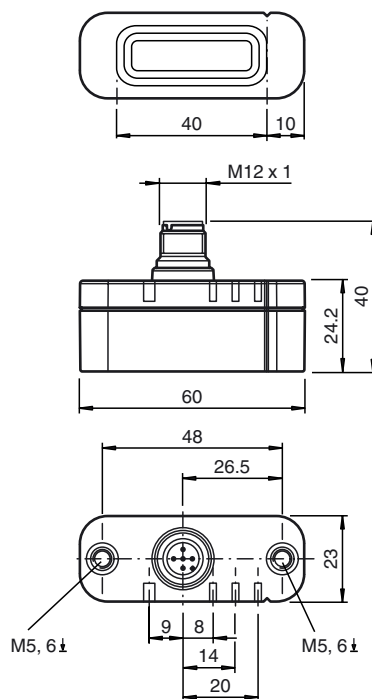
Mechanical specifications

Connection type	M12 x 1 connector, 5-pin
Protection degree	IP67
Material	
Housing	PBT
Target	mild steel, e. g. 1.0037, SR235JR (formerly St37-2)

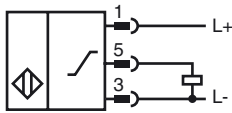
Compliance with standards and directives

Standard conformity	
Standards	EN 60947-5-2:2007 IEC 60947-5-2:2007 EN 60947-5-7:2003 IEC 60947-5-7:2003

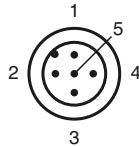
Dimensions



Electrical Connection



Pinout



Wire colors in accordance with EN 60947-5-2

1	BN	(brown)
2	WH	(white)
3	BU	(blue)
4	BK	(black)
5	GY	(gray)

Accessories

BT-F90-W

Damping element; lateral screw holes

MH-F90

Mounting bracket for mounting of F90 sensors

V15-G-2M-PVC

Female cordset, M12, 5-pin, PVC cable

V15-W-2M-PVC

Female cordset, M12, 5-pin, PVC cable

Additional Information

dimensions for the target object:

